Thoughts and Comments about "Died Suddenly" Documentary

Ana Maria Mihalcea, MD, PhD · Nov 25

146 39 Share

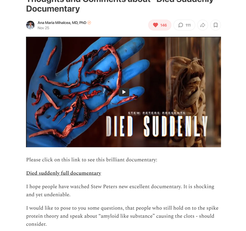

Please click on this link to see this brilliant documentary:

Died suddenly full documentary

I hope people have watched Steve Peters new excellent documentary. It is shocking and yet undeniable.

I would like to pose to you some questions, that people who still hold on to the spike protein theory and speak about "amyloid like substance" causing the clots - should consider.

First, its called Hydrogel with Graphene, not "Amyloid like substance". It can grow from atomic size to centimeters long in minutes. It is frequency responsive, meaning 5G Wi-Fi makes it grow faster. It is an Artificial Intelligence weapon that is called "programmable matter." It is self learning and self assembling. It can interact with biological materials as it is itself is part inorganic, part organic- material. Tissue engineering with Hydrogel is part of synthetic biology that has started with Morgellons in the 1990 These scientists who have cultured what comes out of vaccinated peoples skin in an ionizing foot bath, have seen that this material continues to grow - it is synthetic, "alive", conscious, INORGANIC ARTIFICIAL biology (symbio) and it is HIGHLY INFECTIOUS. Ingredients of Hydrogel are amongst others polyvinyl alcohol, polyethylene glycol (remember the compound that causes anaphylaxis aka PEG), acrylate polymers as well as proteins such as fibrin or collagen.

Hydrogel is an imperative component to create the Human 2.0 Cyborg version - for it acts like neurons and replaces with carbon nanotubes the brain neurological template - they also call it brain jelly (remember those rubbery clots). It hijacks human consciousness. Hydrogel can create microchips that can act as sensors, transmitters and receivers with Graphene and other metals as essential ingredients.

Read more about Hydrogel microchips here:

Hydrogel-based protein microchips: manufacturing, properties, and applications

Image courtesy Dr. David Nixon - Pfizer vial dried shows microchips with optical communication properties

I propose to you that the fibrous rubbery clots pulled out of cadavers are seen in live blood now in the vaccinated and the unvaccinated in early stages. They can grow huge, and can be seen with 10x magnification in darkfield live blood analysis as seen in the image below. They cause extensive Rouleaux formation. Here is an example, unvaccinated blood (possible sources: Vax shedding, chemtrails, food, water):

Aspirin, Warfarin and other anticoagulants do nothing against this. You can verify that for yourself by looking at the live blood.

I have spoken about early detection methods including Computerized Thermography and Live Blood Analysis. The producers for "Died Suddenly" called me to ask me about Computerized Thermography in early blood clot detection for the C19 injected and I am very pleased they included this in the documentary. They did not mention what we were looking at - so let me explain. This image from the documentary shows a C19 injected patient who already had blood clots and was on the blood thinner Eliquis - which did not work for him because it does nothing to affect self assembly Hydrogel clotting. He had a Computerized infrared Thermogram done, which showed further clotting that would have gone undetected and grown further, despite his 500$ per month useless blood thinner.

The reason I advocated for this method is because the Hydrogel grows in magnetic and certain frequency fields and may grow when people are exposed to CT angiograms or MRI scans. Even Ultrasound can make Hydrogel grow. While Hydrogel can be stimulated with optical signals, the IR may not penetrate to deeper tissue levels as much as the other modalities, thus it provides a safer screening method for the entire body. I presented this with Felipe Retz from Brazil months ago:

> Dr. Ana's Newsletter
>
> **Computerized Thermographic Imaging and Live Blood Analysis Post C19 Injection**
>
> In this interview with Brazilian biologist and medical researcher Felipe Retz we discuss his findings of live blood analysis and thermographic imaging of C19 injected individuals. A thermogram is a regional temperature map of the surface of a part of the body, which is obtained by an infrared sensing device. This measures radiant heat and subcutaneous...
>
> Read more
>
> 3 months ago · 162 likes · 171 comments · Ana Maria Mihalcea, MD, PhD

The other early screening we discussed was Live Blood Analysis and I want to again draw attention to this method. What we see looks like self assembly Artificial Intelligence Hydrogel/ Graphene - in vazoed and unvazoed blood.

> Dr. Ana's Newsletter
>
> **Is The Answer To The C19 Deceptions In Live Blood?**
>
> Image: Case1: Long Covid Symptoms with chronic fatigue -70's...
>
> Read more
>
> 9 days ago · 79 likes · 165 comments · Ana Maria Mihalcea, MD, PhD

Mike Adams analyzed the clots and found... carbon rich self assembly structure (aka Hydrogel) and metals:

My comment to Steve Kirsch's concern that people do not want to know what is in the "vaccines" because "they would go ape shit" is this:

People need to go ape shit! They need to understand that 5.4 Billion people - meaning 70% of humanity - were injected with an Artificial Intelligence self assembly nanotechnology weapon and that all of them are at risk to "die suddenly". If people think they get a placebo, they are incorrect - its a ticking time bomb that can unfold and enfold into the quantum field according to exposure to 5 G frequency.

Please see this 2 minute video from Dr. David Nixon here:

C19 Micro robotics appears and disappears

There is much discussion about the contents of the vials and how much they vary. Yes they do. They do not need mRNA because they have lipid nanoparticles that are the vehicle for self assembly nanotechnology and metals which are further toxic "nerveus", a term used for warfare purposes where people injected with this can be detected by radar from space. The Quantum dots manipulate people's RNA via frequency fields and they do not need to inject mRNA - so the criminal perpetrators do not care that there are substandard mRNA, truncated RNA and RNA fragments. People ask so what about the spike protein? Please read Karen Kingston's substack. The spike protein is Artificial Intelligence Nanobots, not a mRNA produced protein.

Graphene causes exactly the same symptoms of "Covid, Long Covid etc".

> GFNs can induce acute and chronic injuries in tissues by penetrating through the blood-air barrier, blood-testis barrier, blood-brain barrier, and bloodplacenta barrier etc. and accumulating in the lung, liver, and spleen etc. For example, some graphene nanomaterials aerosols can be inhaled and substantial deposition in the respiratory tract, and they can easily penetrate through the tracheobronchial airways and then transit down to the lower lung airways, resulting in the subsequent formation of granulomas, lung fibrosis and adverse health effects to exposed persons.

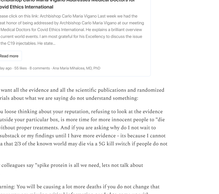
Skin
Lungs
Pancreas
Liver
Spleen
Kidney
Bone marrow
Lymph node
Blood vessel
Intestine
Bladder
Prostate
Testis
Uterus
Ovary
Fetus
Placenta
Brain
Heart
Thymus
Thyroid
Adrenal gland
Muscle
Fat
Nerve
Bone
Cartilage
Tissue
Cell
Nucleus
Mitochondria
Endoplasmic reticulum
Golgi apparatus
Lysosome
Peroxisome
Vesicle
Cytoplasm
Cytoskeleton
Ribosome
Chromosome
Centrosome
Centriole
Cilia
Flagella
Microvilli
Stereocilia
Pseudopodia
Extracellular matrix
Basement membrane
Connective tissue
Adipose tissue
Cartilage
Bone
Blood
Lymph
Cerebrospinal fluid
Synovial fluid
Pleural fluid
Peritoneal fluid
Pericardial fluid
Amniotic fluid
Urine
Feces
Sweat
Tears
Saliva
Mucus
Pus
Blood clot
Thrombus
Embolus
Hemorrhage
Edema
Inflammation
Infection
Tumor
Metastasis
Apoptosis
Necrosis
Autophagy
Mitophagy
Pyroptosis
Ferroptosis
Cuproptosis
Oxidative stress
Hypoxia
Hypoxia-induced factor
Vascular endothelial growth factor
Tumor necrosis factor
Interleukin
Interferon
Chemokine
Receptor
Ligand
Signal transduction
Gene expression
Epigenetics
Transcriptome
Proteome
Metabolome
Lipidome
Glycome
Microbiome
Exposome
Phenotype
Genotype
Allele
Mutation
Polymorphism
Haplotype
Genome
Chromosome
Gene
Exon
Intron
Promoter
Enhancer
Silencer
Transcription factor

SoCalGal Nov 25

I've tried to explain the basics regarding these shots to half of my family that got them. They cannot handle it. The expression on their faces tells me they can't deal with it emotionally. They made their kids get them too. Only one of them had an adverse reaction, so far, that's heart issues. He said he's done with the shots after getting 3. All I can do is watch and pray.

25 Reply Gift a subscription Collapse •••

109 more comments...

Top New Community



Alarming New Report from Working Group of Vaccine Analysis in Germany and Other Countries

Vaccines Must Be Stopped Immediately!

ANA MARIA MIHALCEA, MD, PHD AUG 8 146 67

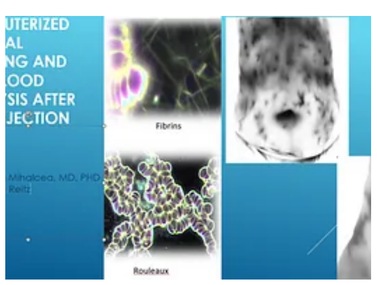

Computerized Thermographic Imaging and Live Blood Analysis Post C19 Injection

Shocking New Images - Stop The Shots Now!

ANA MARIA MIHALCEA, MD, PHD AUG 22 184 186

"Shedding" – Understanding Self spreading vaccines in the Setting of Novel mRNA Technology

Discussing Observations and Sounding the Alarm - What is the Truth?

ANA MARIA MIHALCEA, MD, PHD JUN 29 79 66

See all ›

Ready for more?

Subscribe

© 2022 Ana Mihalcea, MD, PhD • Privacy • Terms • Collection notice

Publish on Substack Get the app

Substack is the home for great writing