How Does Self Assembly Nanotechnology In Human Blood Affect Our Children? Darkfield Live Blood Analysis of A 9 Year Old COVID19 Unvaccinated Girl & Electron Microscopy Of The Blood Of 7 Month Old

ANA MARIA MIHALCEA, MD, PHD
DEC 15, 2021

102 · 50 · 34 · Share



Image: Mesogen Microchip in COVID19 unvaccinated blood with many microtubes and cells are in significant oxidative stress. Magnification 400x AM Medical

I wanted to continue to report the live blood of COVID19 unvaccinated children, given the ongoing denial by many of self assembly nanotechnology. Here, I show the blood of a 9 year old who is surrounded by vaccinated children in school. The blood shows significant oxidative stress, many microtubes, mesogen microchips and polymer filaments.



Image: Polymer in COVID19 unvaccinated blood with many microtubes and cells are in significant oxidative stress. Magnification 400x AM Medical

Image: Mesogen Microchip in COVID19 unvaccinated blood with many microtubes and cells are in significant oxidative stress. Magnification 400x AM Medical

Image: Mesogen Microchip in COVID19 unvaccinated blood with many microtubes and cells are in significant oxidative stress. Micellar Construction zone seen with blue bue emission Magnification 400x AM Medical

You can see the mesogens look exactly like what develops from the Pfizer BioN Tech COVID19 shots that I analyzed.

Pfizer BioNTech COVID19 Solution Builds Mesogen Microchips When Left At Room Temperature. Exactly What We See In COVID Unvaccinated Blood From Shedding. Two Week Follow Up

ANA MARIA MIHALCEA, MD, PHD · DEC 31

Image: Pfizer BioNTech COVID19 Injection solution left for 2 weeks on the microscopy slide. Mesogen self assembled. Magnification 400x.

Read full story

Polymer filaments and desiccation of red blood cells is also seen:

Image: Polymer in COVID19 unvaccinated blood with many microtubes and cells are in significant oxidative stress. Magnification 400x AM Medical

In the following video microtubes can be seen swimming in the blood - magnification 400x:



More you can see glowing light emitting microtubes swimming in the blood Magnification 200x:

More mesogens were found. All images show the nanotechnology in one drop of blood of the same girl.

Image: Mesogen Microchip in COVID19 unvaccinated blood with many microtubes and cells are in significant oxidative stress. Magnification 400x AM Medical

Image: Polymer in COVID19 unvaccinated blood with many microtubes and cells are in significant oxidative stress - construction zone seen. Magnification 400x AM Medical

Below I had shown the blood of a teenager.

Nanobot and Microrobot Micellar Mesh Network Transforming COVID19 Unvaccinated Teenage Blood

ANA MARIA MIHALCEA, MD, PHD · DEC 11

Image: Micellar Mesh network creating polymers with sealious formation. Magnification 400x. AM Medical

Read full story

Summary:

There are many people denying the presence of self assembly nanotechnology and the fact that this technology sheds from the vaccinated - and is spread on us via gassing/sneezing chemtrails and ingested from the food supply and pharmaceutical medications. I have seen highly symptomatic children and teenagers now affected by this technology. How will the continued denial of what is in the human blood affect the health of our next generation? If you accelerate the aging process at childhood age, what consequences will this have?

I don't know pediatricians who are open-minded enough to see poison children with vaccines, since that will certainly affect their licensing status and income. However, if there will be a change in the healthcare system with the upcoming administration this issue of self replicating nanotechnology in the blood of children needs to be addressed if we want to protect the health of our future generation. We need to support pediatricians who would tackle this challenging field of helping to decontaminate children safely.

I am repeating Dr Hortencia Brumers Electron Microscopy images of the blood of a 3 month old baby - the mother took (R) COVID19 injection at 8 months pregnant. The baby was born supporting blood transfusions. The blood contained these self assembly nanotechnology structures:

Humanity United Now - Ana Maria Mihalcea, MD, PhD is a reader-supported publication. To receive new posts and support my work, consider becoming a free or paid subscriber.

Subscribed

102 · 50 · 34 · Share

Discussion about this post

Comments · Restacks

Write a comment...

Sean Feb22 '22
Thesis pour your ladies. So heartbreaking.
1 Like · Reply · Report · 10,000

3 replies

Dee Feb 24 '22
https://rumble.com/vb23ie-murderers-what-we-were-injected-with-a-70-year-narrative-ottawa-diaries.html?utm_ci=1 via @ Free_Thinker Interview this Dr Dr. Jack Kruse . You two would be BFF and would hate you. Sorry Kruse 🤦‍♀️
1 Like · Reply · Report · 10,000

3 replies

66 more comments...

Top · Latest · Discussions

THERE IS HOPE - EDTA CHELATION WORKS and What Really IS COVID???
Title: Motion sickness and Rouleaux formation everywhere.
DEC 15, 2021 · ANA MARIA MIHALCEA, MD, PHD

Contaminated Food Supply Contributing Cause To Live Blood Analysis Findings In Unvaccinated? Darkfield Blood Analysis On Grocery Meat...
A colleague of mine, Dr.
APR 2, 2022 · ANA MARIA MIHALCEA, MD, PHD

Breaking News: Calcium Disodium EDTA +Vitamin C Deactivates Nano/Microrobots And Dissolves All Microchips In Pfizer COVID19 "Vaccine...
Image: Tentacle Nanobot, Microrobot And Calcium Disodium EDTA, Pfizer Bioth Tech COVID19 Injection
JUL 9 · ANA MARIA MIHALCEA, MD, PHD

Measles, Mumps, Rubella And Varicella Vaccine For Children Shows Nanobot Swarms, Quantum Dots And Self Assembly Hydrogel
The childhood MMR vaccine is loaded with nanobots.
JUL 4, 2022 · ANA MARIA MIHALCEA, MD, PHD

Breaking News: Graphene Confirmed In Dental Anesthetics By University Of Colorado
Dear friends, I have been very busy. I had contacted me to provide Darkfield live blood testing on dental anesthetics, was able to get analysis...
JUL 30 · ANA MARIA MIHALCEA, MD, PHD

Zombie Blood - COVID19 Vaccinated Embalmed Blood For Over 2 Years Shows Continued Self Assembly Nanotechnology Replicating Nano and...
Image: Embalmed Blood Sample, Micellar construction zone filled with nanorobots
SEP 9 · ANA MARIA MIHALCEA, MD, PHD

Pfizer Testify Bill Gates Is Caused Burning Cities With Chemtrails – The People's Voice Report And Correlations To COVID Bioweapons Of Mass...
Pfizer Testify Bill Gates Is Caused Burning Cities With Chemtrails
JUL 1 · ANA MARIA MIHALCEA, MD, PHD

Declaration Of Spiritual Independence And Sovereignty Under God's Highest Law: Appeal To The Highest Divine Principle Of Creation. Freedom...
Declaration of Spiritual Independence
MAY 4, 2022 · ANA MARIA MIHALCEA, MD, PHD

Fluorescent Orange Face Tattoo Under UV Light In C19 Vaccinated And Eye Of Horus Phenomenon - Are Humans Limbic Systems Being Altered Far...
Image: Fluorescent Orange Face Tattoo Under UV Light In C19 Vaccinated And Eye Of Horus Phenomenon
JUL 2 · ANA MARIA MIHALCEA, MD, PHD

Image Courtesy: Justin Coy, PhD, Individual with 1 Moderna C19 Injection and 3 PCR tests shows orange flourescent skin tattoo.

FEB 18 · ANA MARIA MIHALCEA, MD, PHD

The Shocking Doomsday Maps Of The World And The Billionaire Escape Plans Revisited - In Light Of Weather And Other Warfare Events

I am certain by now that most readers understand that we do not have any natural weather on Earth left.

OCT 1 · ANA MARIA MIHALCEA, MD, PHD

See all >

© 2024 Ana Mihalcea, MD, PhD · Privacy · Terms · Collection notice

Start Writing Get the app

Substack is the home for great culture