JUST IN CASE YOU'RE SICK OF THE CENSOR & DEEP ON PHONE - Less than 5% of our readers support us even though we rely solely on your support, & now PayPal has decided to BOOT US OFF their platform. Don't let them take us down! Keep updated Click Here and - If you like what you read, please support us here: donation page or Subs we could remove this annoying banner as we know they are targeting us further soon. DISMISS

SATURDAY, AUGUST 20TH, 2022

THE EXPOSÉ

Search

Search ...

Translate

Select Language
Powered by Google Translate

1 in every 482 Vaccinated People died within 1 Month of Covid-19 Vaccination in England according to the UK Government

Posted on August 20, 2022 by Expose Admin

Listen to this article now

00:00 04:36

Print PDF Email

The UK Government has revealed that 1 in every 482 vaccinated people died within 28 days of Covid-19 vaccination in England rapidly shed within a month of receiving a dose of a Covid-19 injection.

Let's not beat-about-the-bush. **The Government-sanctioned jab has shown to cause the unfortunate reported by The Expose** in worse than even needs. Subscribe now to make sure you receive the latest unscrewed news in your inbox.

Enter Email Address SUBSCRIBE

Follow The Expose's Official Channel on Telegram here
Join the conversation in our Telegram Discussion Group here

For months on end, Government institutions have claimed that they do not hold any data on deaths by vaccination status. But they have been lying to you.

On the 8th July, a UK Government institution known as the Office for National Statistics, published a spreadsheet containing the number of Covid-19 deaths in England in January 2022 and 31st May 2022, which can be found here, and it makes for horrific reading.

Table 9 of the dataset contains figures on "Whole period covers of all registered deaths grouped by how many weeks after vaccination the deaths occurred for deaths involving COVID-19 and deaths not involving COVID-19, deaths occurring between 1 January 2021 and 31 May 2022, England".

Here's a snapshot of how the ONS presents the data.

Source: Source: Office for National Statistics, National Immunisation Management Service.

Week after vaccination Age group	Number of Covid 19 deaths	Number of Non Covid 19 deaths	Count of Non Covid 19 Deaths
1 28-35	7	141	148
2 36-42	5	146	151
3 43-49	4	134	138
4 50-56	7	154	161
5 57-63	14	243	257
6 64-70	10	349	359
7 71-77	12	349	361
8 78-84	10	261	271
9 85-91	12	374	386
10 92-98	12	317	329
11 99-105	13	352	365
12+ 45-49	328	5440	5768

Source

As you can see, the ONS still don't make it easy for us by revealing the overall number of deaths, but with some patience and simple maths we can easily find this out ourselves.

The following chart shows the overall number of deaths within one month/four weeks of Covid-19 vaccination in England between 1st Jan 2021 and 31st May 2022.

According to the Office for National Statistics between 1st Jan 21 and 31st March 22, a total of 5,973 people died with Covid-19 within 1 month of vaccination, and a total of 50,148 people died of any other cause within 1 month of vaccination.

This means that in all, 55,148 people died within one month of Covid-19 vaccination between January 2021 and March 2022.

Based on the number of people who have received at least one dose of a Covid-19 injection in England, this equates to 1 in every 482 vaccinated people sadly losing their lives within 1 month of Covid-19 vaccination.

The UK Health Security Agency has been quietly publishing a weekly report titled 'Weekly national influenza and COVID-19 surveillance report' that contains mountains of monstrous data. However, hidden deep within that report are the figures for Covid-19 vaccination uptake in England by dose.

The following table is taken from page 69 of the week 27 report, and shows vaccine uptake in England by age.

Table 8: Provisional cumulative COVID-19 vaccine uptake by age in England

Age Group	Population estimate	Received 1st dose	% received 1st dose	Received 2nd dose	% received 2nd dose	Received booster or third dose	% received booster or third dose
Over 80	1,661,910	1,661,910	100.0	1,661,206	99.9	1,634,116	98.3
75 to under 80	1,930,428	1,930,428	100.0	1,927,295	99.8	1,912,164	99.1
70 to under 75	2,000,000	2,000,000	100.0	1,997,000	99.8	1,982,000	99.1
65 to under 70	2,000,000	2,000,000	100.0	1,997,000	99.8	1,982,000	99.1
60 to under 65	2,000,000	2,000,000	100.0	1,997,000	99.8	1,982,000	99.1
55 to under 60	4,172,000	4,172,000	100.0	3,928,000	94.1	3,872,000	92.8
50 to under 55	4,000,000	4,000,000	100.0	3,767,000	94.2	3,712,000	92.8
45 to under 50	4,000,000	4,000,000	100.0	3,767,000	94.2	3,712,000	92.8
40 to under 45	4,000,000	4,000,000	100.0	3,767,000	94.2	3,712,000	92.8
35 to under 40	4,000,000	3,918,000	98.0	3,763,000	94.1	3,708,000	92.7
30 to under 35	4,000,000	3,918,000	98.0	3,763,000	94.1	3,708,000	92.7
25 to under 30	4,000,000	3,918,000	98.0	3,763,000	94.1	3,708,000	92.7
18 to under 25	4,000,000	3,918,000	98.0	3,763,000	94.1	3,708,000	92.7
12 to under 18	3,291,000	1,952,000	59.3	1,906,000	58.1	184,000	5.6
5 to under 12	3,400,000	1,700,000	50.0	1,700,000	50.0	0	0.0
Total	55,555,338	49,169,338	88.5	47,802,501	86.0	31,890,116	57.4

Source

We've crossed the following chart based on the figures provided by UKHSA above, showing the total vaccination uptake in the total vaccination refusal in England year dose.



According to the UKHA, 49.69 million people have had a single dose, 42.8 million people have had two doses, and 31.9 million people have had three doses as of July 3rd 2022.

Therefore, using simple maths, we find that 1 in every 482 vaccinated people has died within 1 month of Covid-19 vaccination in England.

49,169,338 (People vaccinated) /55,148 (deaths) = 482= 1 death for every 482 people vaccinated.

A lot of people might argue that this is to be expected with so many people being vaccinated. But these same people haven't been actually backing their argument up with any evidence. Because if they had, they would realize that 55,148 deaths from Covid-19 within 1 month of vaccination and 100,000 are taken among the unvaccinated is every single age group?

In every single month since the beginning of 2022, partly vaccinated and double vaccinated 18-39-year-olds have been more likely to die than unvaccinated 18 to 39-year-olds. Triple vaccinated 18 to 39-year-olds however have had a mortality rate that has worsened by the month following the mass administration of the booster jab, compared to the unvaccinated.

We also see a similar pattern among every single other age group.

The following charts show the monthly age-standardized mortality rates by vaccination status among each age group for Non-Covid-19 deaths in England between January and May 2022, the figures can be found in table 2 of the same ONS dataset containing deaths following Covid-19 vaccination—

Monthly Age-Standardized Mortality Rates by Vaccination Status among 18 to 39 year-olds for Non-Covid-19 Deaths in England
January to May 2022
Source: ZIP file(s) Office for National Statistics
● 18-39 Unvaccinated ● 18-39 One-Dose Vaccinated
● 18-39 Two-Dose Vaccinated ● 18-39 Three-Dose Vaccinated

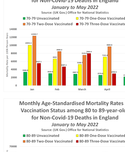

Click to enlarge

Monthly Age-Standardized Mortality Rates by Vaccination Status among 40 to 49-year-olds for Non-Covid-19 Deaths in England
January to May 2022
Source: ZIP file(s) Office for National Statistics
● 40-49 Unvaccinated ● 40-49 One-Dose Vaccinated
● 40-49 Two-Dose Vaccinated ● 40-49 Three-Dose Vaccinated



Monthly Age-Standardized Mortality Rates by Vaccination Status among 50 to 59-year-olds for Non-Covid-19 Deaths in England
January to May 2022
Source: ZIP file(s) Office for National Statistics
● 50-59 Unvaccinated ● 50-59 One-Dose Vaccinated
● 50-59 Two-Dose Vaccinated ● 50-59 Three-Dose Vaccinated

Monthly Age-Standardized Mortality Rates by Vaccination Status among 60 to 69-year-olds for Non-Covid-19 Deaths in England
January to May 2022
Source: ZIP file(s) Office for National Statistics
● 60-69 Unvaccinated ● 60-69 One-Dose Vaccinated
● 60-69 Two-Dose Vaccinated ● 60-69 Three-Dose Vaccinated

Monthly Age-Standardized Mortality Rates by Vaccination Status among 70 to 79-year-olds for Non-Covid-19 Deaths in England
January to May 2022
Source: ZIP file(s) Office for National Statistics
● 70-79 Unvaccinated ● 70-79 One-Dose Vaccinated
● 70-79 Two-Dose Vaccinated ● 70-79 Three-Dose Vaccinated

Monthly Age-Standardized Mortality Rates by Vaccination Status among 80 to 89-year-olds for Non-Covid-19 Deaths in England
January to May 2022
Source: ZIP file(s) Office for National Statistics
● 80-89 Unvaccinated ● 80-89 One-Dose Vaccinated
● 80-89 Two-Dose Vaccinated ● 80-89 Three-Dose Vaccinated

Monthly Age-Standardized Mortality Rates by Vaccination Status among 90+ year-olds for Non-Covid-19 Deaths in England
January to May 2022
Source: ZIP file(s) Office for National Statistics
● 90+ Unvaccinated ● 90+ One-Dose Vaccinated
● 90+ Two-Dose Vaccinated ● 90+ Three-Dose Vaccinated

The official figures quietly published by the UK Government provide indisputable evidence that the Covid-19 vaccines are deadly and are killing people in the thousands.

How else do you explain the **fact** that the vaccinated are significantly more likely to die than the unvaccinated across every single age group?

There's no wonder 1 in every 482 people vaccinated against Covid-19 in England sadly died within a month of receiving a dose of the Covid-19 injection.

Subscribe now to make sure you receive the latest unscrewed news in your inbox.

Enter Email Address SUBSCRIBE

The Expose is now censored by Google, Facebook & Twitter. We need your help to ensure We can continue to bring you the facts the mainstream refuse to.

We're not funded by the Government or Big Pharma, we're funded by you. Unlike the mainstream media.

Instead, we rely solely on our support. So please support us in our efforts to bring you honest, reliable, investigative journalism today. It's secure, quick and easy...

Just choose your preferred method to move your support below support

ONE TIME DONATION

MONTHLY SUBSCRIPTION

BUY US A COFFEE

DONATE VIA KO-FI.COM

DONATE CRYPTO

Donate Bitcoin

The Expose Bitcoin Wallet Address :
3Kaqg6Z4Ds7a6dxGcCnF1Cf7aqwfk7c

Donate Monero

Search

Topics

- 1 in every 482 Vaccinated People died within 1 Month of Covid-19 Vaccination in England according to the UK Government
- Government Documents prove that Covid-19 Vaccines are deadly as they kicked Mortality Rates up 1700 per cent in Vaccinated compared to all Ages Groups
- Government Documents prove that Covid-19 Vaccines are ineffective as they kicked up Infection Rates by 1000 per cent
- Team Valentine: Bill & Melinda Gates Divorce Rumors Fall Flat as Bill and Melinda Hold Hands
- Vaccine Damaged Fans in Crowd in Australia Collapse & Need Medical Aid in a Series Results with Minor Injuries

Get Free Facts By Email

Enter your email address to subscribe to The Expose for regular updates.

Enter Email Address

SUBSCRIBE TO THE EXPOSE

Get in touch

contact@exposenews.uk
Got a story you think the public need to hear? Then contact us today.

Categories

- Home
- Bill Gates Exposed!
- Covid Hoax Exposed!
- The Corporate Media
- Vaccine Injuries
- Keep up with The Expose!
- Uncategorized
- Videos
- What's Up With Bill Gates?
- How bad is my Covid 19 Vaccine Secret?

Archives

Select Month

EXPOSE-NEWS.COM

German Researchers Examine Covid "Vaccines" and Vaccinated People's Blood and Say Stop Vaccinations Immediately

The Miracle Not Heard Around the World: The Success of India's Uttar Pradesh

Dr Vernon Coleman: 'Will the lunacy ever end?'

"Climate Change" News: Unpicking the narrative one stitch at a time…

Follow Daily Expose on Telegram

WE'VE BEEN CENSORED SO PLEASE SHARE THIS ARTICLE:

More

LIKE THIS:

Loading...

RELATED

1 in every 246 Vaccinated People has died within 60 days of Covid-19 Vaccination in England according to UK Government
August 9, 2022
In "Breaking News"

UK Government confirms the Triple / Quadruple Vaccinated account for 91% of all COVID Deaths since the beginning of 2022
July 22, 2022
In "Breaking News"

While you were distracted by Boris resigning & a "Doomsday" Heatwave, the UK Gov. quietly published data confirming the Triple Vaccinated account for 91% of COVID Deaths since the beginning of 2022
July 17, 2022
In "Breaking News"

Categories: Breaking News, Did You Know?, The Expose Blog, World News

Tagged as: Latest News

Vaccine-Derived Polio Is Found in London's Sewage and Their Solution is to Inject People with More Vaccines

"Climate Change" News: Unpicking the narrative one stitch at a time…

5

Article Rating

Subscribe

Login

Join the discussion

6 COMMENTS

1 in every 482 Vaccinated People died within 1 Month of Covid-19 Vaccination in Engand according to the UK Government – The Expose – The Alternative News

8 hours ago

[…] Source link […]

0 Reply

Ken Hughes

7 hours ago

What is the average number of expected deaths in any one month? Without this figure, it is mot possible to establish if the 1 in 482 number is unusual.

0 Reply

1 in every 482 Vaccinated People died within 1 Month of Covid-19 Vaccination in England according to the UK Government |

5 hours ago

[…] 1 in every 482 Vaccinated People died within 1 Month of Covid-19 Vaccination in England according to… […]

0 Reply

Mavis

4 hours ago

Im curious what the Unvaccinated people are dying of? Are they dying because of the shedding or transmission from the vaxxed?

0 Reply

1 in Every 482 Vaccinated People Died within 1 Month of Covid-19 Vaccination in England According to UK Govt – debtstop

3 hours ago

[…] Source […]

0 Reply

dirk bruere

2 hours ago

> …how exactly do they explain the fact mortality rates per 100,000 are lowest among the unvaccinated in every single age group?

Because the unhealthiest in each age group felt the need to be vaccinated, while the healthy did not

0 Reply

6

TOP CATEGORIES: BREAKING NEWS